

ML-SL Series



ROUND Twin Heads Motion Sensor Security Fixture


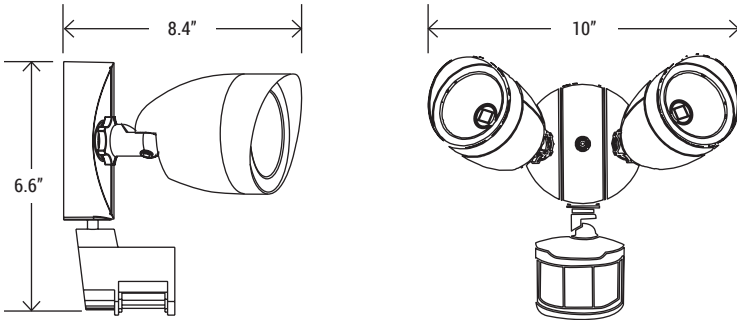
Project Name:	Order Number:	Prepare by:	Note:	Date:	Type:

ROUND TWIN HEADS

The **MW-SL** twin head security light increases safety and security for the area by illuminating dark exterior areas. It comes with a automate motion and photocell sensor. Light can be turned on automatic at night when the motion sensor pickup any movement within the detect range. Also, the dusk-to-dawn technology allowing the light to be turned ON at night and turned OFF in the morning when it has been put into Dusk to Dawn mode. The **MW-SL** security light is Energy Star® and UL certified. It's designed to be robust and long lasting, the die-casting aluminum housing protects the light against extreme weather. It satisfies most application needs in landscaping, side walk, parking lots, public area and other outdoor usage.



DIMENSION



Dusk-To-Dawn

The dusk-to-dawn technology allowing the light to be turned ON at night and turned OFF in the morning.

Energy Star® and ETL certified. It can be used to comply with Title-24 and JA8 high efficacy light source requirements.

TECHNICAL SUMMARY

MODEL #	LUMENS	WATTS	EFFICACY	CRI	VOLTAGE	DETEC-TION	CCT	PF	LIFE	OPERATING TEMP.
ML-SL-WH-50K	1400	20W	70 lm/W	90	120V-277V 60 Hz	up to 10ft	5000K	>0.9	50,000 hrs	-5°F ~ 104°F
ML-SL-BZ-50K										
ML-SL-BK-50K										

PART NUMBER ORDERING SUMMARY

ML - SL - WH - 50K

ML
MW Lighting

SL
Security Light

WH/BZ/BK
White/Bronze/Black

50K
CCT

ML-SL Series



ROUND Twin Heads Motion Sensor Security Fixture

Project Name:	Order Number:	Prepare by:	Note:	Date:	Type:

ADJUSTABLE MOTION & PHOTOCELL SENSOR

- Motion detect sensitivity adjustable
- Lighting time adjustable
- Automate dusk-to-dawn functionality

CONSTRUCTION

- Unit includes die-cast aluminum housing, LED array, heat sink, lens, foam gasket and adjustable motion sensor
- High quality PC lens
- Efficiency LED array
- Diffuse for uniform illumination

DRIVER

- High efficiency integral 120V-277V 60Hz universal input voltage

MOUNTING

- Pre-wired motion sensor
- Wiring nuts and fasten included

LISTING

UL Listed, Energy Star Listed, Suitable for Damp Locations, Title 24 JA8-2022, RoHS

WARRANTY

5 years manufacturer warranty, consult factory for more details. Terms and conditions may apply.

AVAILABLE COLORS



ML-SL-WH-50K
In White

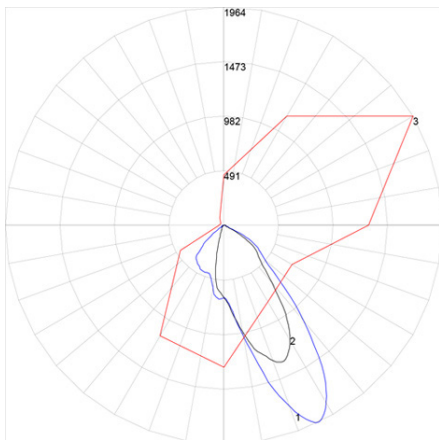


ML-SL-BZ-50K
In Bronze



ML-SL-BK-50K
In Black

PHOTOMETRY



Maximum Candela = 1964.49 Located At Horizontal Angle = 30, Vertical Angle = 26
1 - Vertical Plane Through Horizontal Angles (30 - 210) (Through Max. Cd.)
2 - Vertical Plane Through Horizontal Angles (0 - 180)
3 - Horizontal Cone Through Vertical Angle (26) (Through Max. Cd.)