

# MRD410SM-5CCT



## 4" Smooth Round LED Retrofit Recessed Downlight with 5CCT Selector

|               |               |             |       |       |       |
|---------------|---------------|-------------|-------|-------|-------|
| Project Name: | Order Number: | Prepare by: | Note: | Date: | Type: |
|               |               |             |       |       |       |

**SMOOTH FINISH**

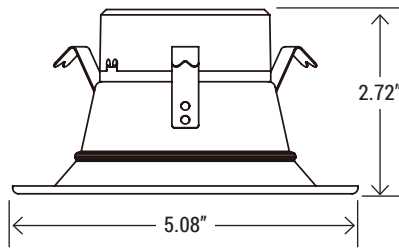
The **MRD410SM** downlight retrofit kit is designed to upgrade your existing 4 inch downlight easily. It can be fitted in a standard recessed can housing without any modification. With the 5 selectable color temperature technology you can choose your most favorite environment color temperature without changing the lamp. Our downlight provides perfect light performance, showing the true colors of objects and surroundings. You also get all other benefits of LED technology, including longer life to lower maintenance cost, less heat for better energy saving in summer.

Perfect use for residential housings, condominiums, the healthcare facility, shopping centers and hospitality industry.



- Select color temperature from
- 2700K **WARM WHITE**
  - 3000K **SOFT WHITE**
  - 3500K **NATURAL WHITE**
  - 4000K **COOL WHITE**
  - 5000K **DAYLIGHT**

### DIMENSION



Fits most 4" recessed housings



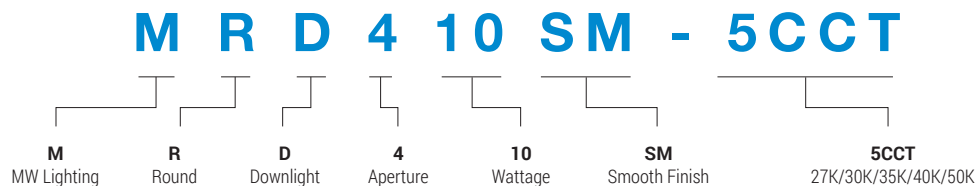
E26 Adapter included

*Energy Star® and ETL certified. It can be used to comply with Title-24 and JA8 high efficacy light source requirements.*

### TECHNICAL SUMMARY

| LUMENS | WATTS | EFFICACY | CRI | VOLTAGE        | BEAM ° | CCT                                   | PF   | LIFE       | OPERATING TEMP. |
|--------|-------|----------|-----|----------------|--------|---------------------------------------|------|------------|-----------------|
| 750    | 10W   | 75 lm/W  | 90  | 120V,<br>60 Hz | 95°    | 2700K/3000K/<br>3500K/<br>4000K/5000K | >0.9 | 50,000 hrs | -5°F ~ 104°F    |

### PART NUMBER ORDERING SUMMARY



# MRD410SM-5CCT

## 4" Smooth Round LED Retrofit Recessed Downlight with 5CCT Selector

| Project Name: | Order Number: | Prepare by: | Note: | Date: | Type: |
|---------------|---------------|-------------|-------|-------|-------|
|               |               |             |       |       |       |

### CONSTRUCTION

Unit includes spinning metal housing, LED array, heat sink, lens, foam gasket and smooth trim ring.

### OPTICS

- High quality PC lens
- Efficiency LED array
- Diffuse for uniform illumination

### DRIVER

- High efficiency integral 120V 60Hz constant current dimmable driver.
- Smooth flicker free deep dimming to 10%

### MOUNTING

- Fits standard or shallow 4" can housing
- Pre-installed spring clips
- E26 screw base adapter included

### LISTING

ETL Listed, Energy Star Listed, Suitable for Wet Locations, Title 24 JA8-2022, RoHS

### WARRANTY

5 years manufacturer warranty, consult factory for more details. Terms and conditions may apply.

### RECOMMENDED DIMMERS

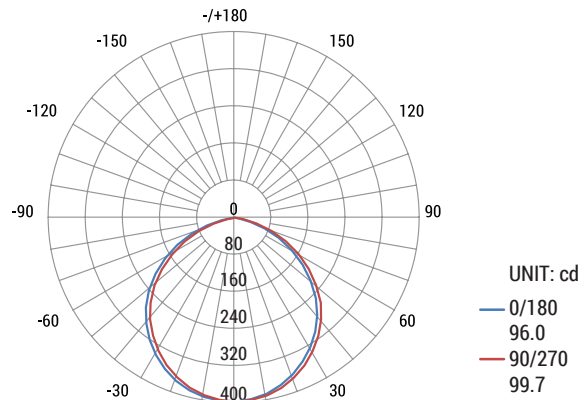
#### LUTRON

- TGCL-153PH-WH
- DVCL-153PR
- P-PKG1W-WH-R
- CTCL-153PDH-WH

#### LEVITON


- R00-RNL06-TW
- R50-IPL06-10M

### PHOTOMETRY



AVERAGE BEAM ANGLE (50%) : 99.7 DEG

### COMPATIBLE PRODUCTS (SOLD SEPARATELY)



**408-SH**  
4" New Construction Housing



**408-SH-RM**  
4" Remodel Construction Housing

