

MRSMMS Series



4"/6" Metal Trim Surface Mount Light with Motion Sensor - White

Project Name:	Order Number:	Prepare by:	Note:	Date:	Type:

METAL TRIM SURFACE MOUNT

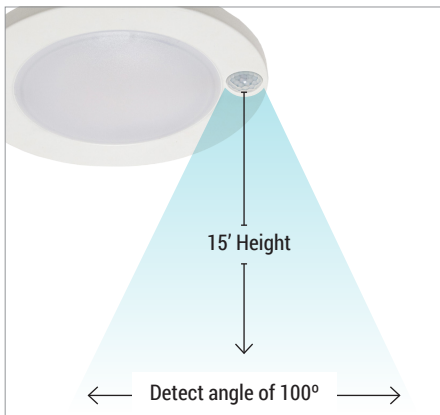
This **MRSMMS** Series elegant design product can provide exceptional performance in general lighting application for home, hotel, motel and commercial properties, and can also serve as a cost effective temporary lighting solution. Precision engineered optical stack creates uniform light distribution that maximizes lumen output. Smooth dimming feature and compatible with a wide variety of dimmers.

Perfect use for residential housings, condominiums, business building, hotel and hospitality industry.



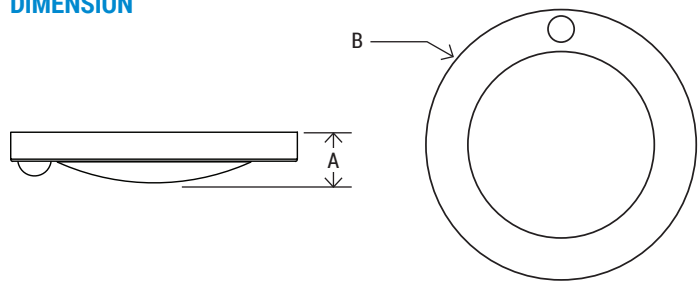
MOTION SENSOR

• High Sensitive Microwave Sensor for 15ft



Automatically turn the light ON at dusk when movement is detected and OFF at dawn.

DIMENSION



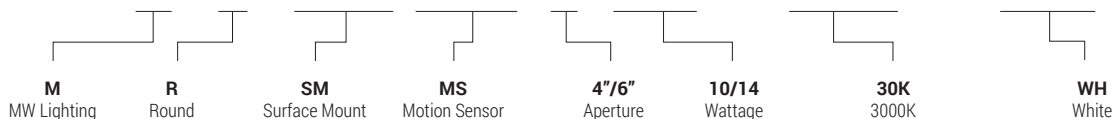
MODEL#	HEIGHT	DIAMETER
MRSMMS410-30K-WH	1.22"	6.73"
MRSMMS614-30K-WH	1.38"	7.72"

TECHNICAL SUMMARY

MODEL #	LUMENS	WATTS	EFFICACY	CRI	VOLTAGE	BEAM°	CCT	PF	LIFE	OPERATING TEMP.
MRSMMS410-30K-WH	650	10W	65 lm/W	90	120V-60 Hz	110°	3000K	>0.9	50,000 hrs	-5°F ~ 104°F
MRSMMS614-30K-WH	1000	14W	71 lm/W							

PART NUMBER ORDERING SUMMARY

M R S M M S 6 1 4 - 3 0 K - W H



MRSMMS Series



4"/6" Metal Trim Surface Mount Light with Motion Sensor - White

Project Name:	Order Number:	Prepare by:	Note:	Date:	Type:

CONSTRUCTION

- Unit includes die-cast metal housing, LED array, heat sink, lens, and metal trim.

OPTICS

- High quality PC lens
- Efficiency LED array
- Diffuse for uniform illumination

DRIVER

- High efficiency integral 120V 60Hz constant current dimmable driver.
- Smooth flicker free deep dimming to 10%

MOUNTING

- Surface mount on junction box
- Surface mounting bracket included

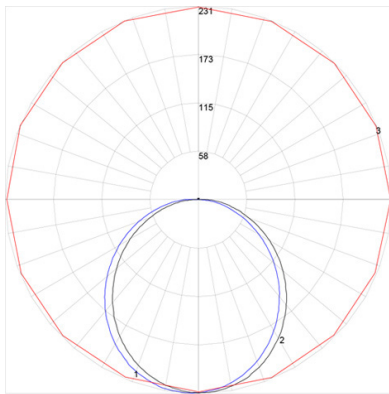
LISTING

ETL Listed, Energy Star Listed, Suitable for Wet Locations, Title 24 JA8-2022, RoHS

WARRANTY

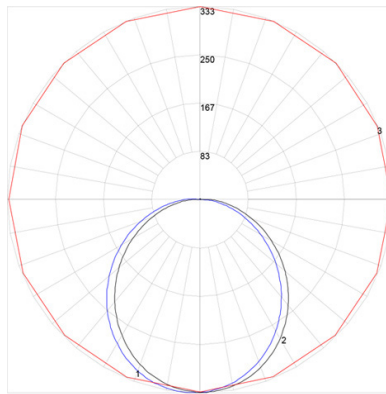
5 years manufacturer warranty, consult factory for more details. Terms and conditions may apply.

PHOTOMETRY



Maximum Candela = 230.8 Located At Horizontal Angle = 157.5, Vertical Angle = 3
 # 1 - Vertical Plane Through Horizontal Angles (157.5 - 337.5) (Through Max. Cd.)
 # 2 - Vertical Plane Through Horizontal Angles (0 - 180)
 # 3 - Horizontal Cone Through Vertical Angle (3) (Through Max. Cd.)

MRSMMS410-30K-WH



Maximum Candela = 333.02 Located At Horizontal Angle = 157.5, Vertical Angle = 3
 # 1 - Vertical Plane Through Horizontal Angles (157.5 - 337.5) (Through Max. Cd.)
 # 2 - Vertical Plane Through Horizontal Angles (0 - 180)
 # 3 - Horizontal Cone Through Vertical Angle (3) (Through Max. Cd.)

MRSMMS614-30K-WH

RECOMMENDED DIMMERS

LUTRON

- TGCL-153PH-WH
- DVCL-153PR
- P-PKG1W-WH-R
- CTCL-153PDH-WH

LEVITON

- R00-RNL06-TW
- R50-IPL06-10M