

# MSSD-120V Series

## 3"/4"/6"/8" Square Can-less Ultra-Slim Recessed Downlight with 5CCT Selector

Project Name:	Order Number:	Prepare by:	Note:	Date:	Type:

### CAN-LESS

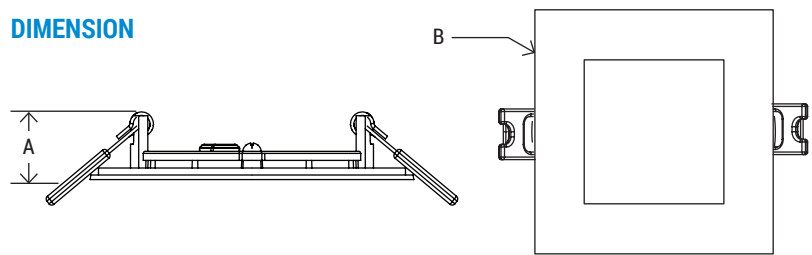
The **MSSD Series** Ultra-Slim LED Downlights are the perfect lighting solution for both residential and commercial. The ultra-slim can-less design allow you to install them in where a recessed can won't fit, no can housing is needed. The quick wiring connectors are coming with the junction box, making the wiring easier-simple place the cable to the connectors to complete the wiring, no wiring nuts and electrical tap needed for the installation. Our downlight provides perfect light performance, showing the true colors of objects and surroundings. You also get all other benefits of LED technology, including longer life to lower maintenance cost, less heat for better energy saving in summer.

Perfect use for residential housings, condominiums, the healthcare facility, shopping centers and hospitality industry.



- Select color temperature from
- 2700K **WARM WHITE**
  - 3000K **SOFT WHITE**
  - 3500K **NATURAL WHITE**
  - 4000K **COOL WHITE**
  - 5000K **DAYLIGHT**

### DIMENSION



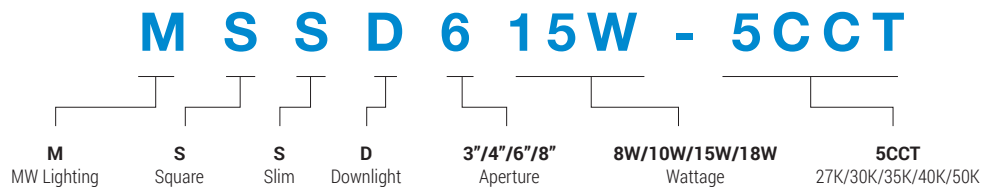
MODEL#	MRS3	MRS4	MRS6	MRS8
<b>A</b>	1.05"	1.05"	1.05"	1.05"
<b>B</b>	3.4"	4.7"	6.7"	8.6"

Energy Star® and ETL certified. It can be used to comply with Title-24 and JA8 high efficacy light source requirements.

### TECHNICAL SUMMARY

MODEL #	LUMENS	WATTS	EFFICACY	CRI	VOLTAGE	BEAM °	CCT	PF	LIFE	OPERATING TEMP.
<b>MSSD038W-5CCT</b>	<b>500</b>	<b>8W</b>	62.5 lm/W	90	<b>120V, 60 Hz</b>	95°	2700K/ 3000K/ 3500K/ 4000K/ 5000K	>0.9	50,000 hrs	-5°F ~ 104°F
<b>MSSD410W-5CCT</b>	<b>650</b>	<b>10W</b>	65 lm/W							
<b>MSSD615W-5CCT</b>	<b>1100</b>	<b>15W</b>	73 lm/W							
<b>MSSD818W-5CCT</b>	<b>1500</b>	<b>18W</b>	83 lm/W							

### PART NUMBER ORDERING SUMMARY



# MSSD-120V Series

3"/4"/6"/8"

Square Can-less Ultra-Slim Recessed Downlight with 5CCT Selector

Project Name:	Order Number:	Prepare by:	Note:	Date:	Type:

## CONSTRUCTION

Unit includes spinning metal housing, LED array, heat sink, lens, and foam gasket with square white trim.

## OPTICS

- High quality PC lens
- Efficiency LED array
- Diffuse for uniform illumination

## DRIVER

- High efficiency integral 120V 60Hz constant current dimmable driver.
- Smooth flicker free deep dimming to 10%

## MOUNTING

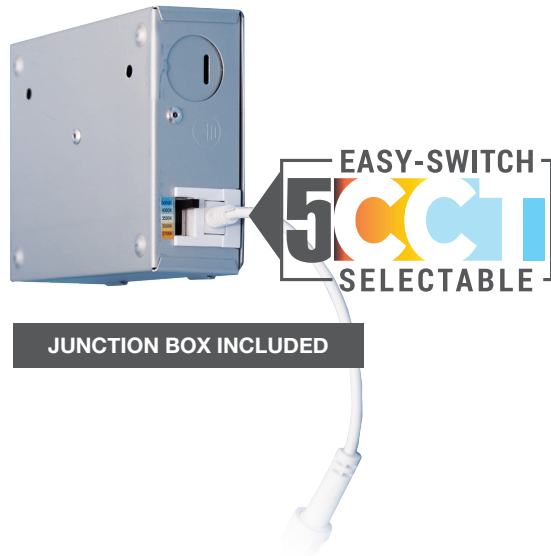
- Can-less design, no can housing needed for the installation
- Pre-installed torsion spring clips
- Junction box included
- Quick wiring, no wiring nuts and electrical tap needed for the installation

## LISTING

ETL Listed, Energy Star Listed, Suitable for Wet Locations, Title 24 JA8-2022, RoHS, Air-Tite Certified

## WARRANTY

5 years manufacturer warranty, consult factory for more details. Terms and conditions may apply.



## RECOMMENDED DIMMERS

### LUTRON

- TGCL-153PH-WH
- DVCL-153PR
- P-PKG1W-WH-R
- CTCL-153PDH-WH

### LEVITON

- R00-RNL06-TW
- R50-IPL06-10M

## COMPATIBLE PRODUCTS (SOLD SEPARATELY)



### MRSDMP-346

Mounting plate for 3"/4"/6" can-less downlight



### MRSDMP-468

Mounting plate for 4"/6"/8" can-less downlight



### M3FTCABLE M10FTCABLE

3ft/ 10ft Extension cord for can-less downlight