

MTF22-30-35-40W-3CCT

2' X 2' LED Troffer Fixture with Wattage and CCT Selector

Project Name:	Order Number:	Prepare by:	Note:	Date:	Type:

30, 35, 40 WATTS

The **MTF22-30-35-40W-3CCT** series

The MTF22-30/35/40W-3CCT troffer fixture adopts the latest in optical and LED technology for use in many commercial applications. It provides a single pleasant volumetric soft light that fills any interior space, giving it a larger, brighter, and more productive ambiance. Color temperature can be switch to 3500K neutral white, 4000K cool white and 5000K daylight. The input wattage can be adjustable to 3 different level that helps you to save energy cost. The MTF22-30/35/40W-3CCT is DLC and UL certified. It is popular in office, warehouse, public area and other commercial area.

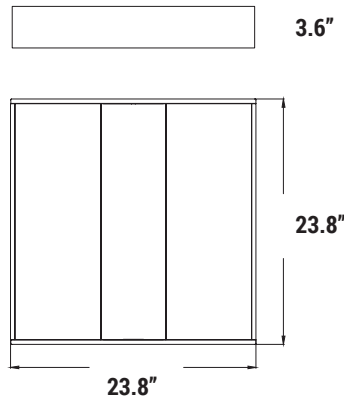


Select color temperature from

- 3500K **NATURAL WHITE**
- 4000K **COOL WHITE**
- 5000K **DAYLIGHT**



DIMENSION



TECHNICAL SUMMARY

LUMENS	WATTS	EFFICACY	CRI	VOLTAGE	BEAM °	CCT	PF	LIFE	OPERATING TEMP.
3750 4375 5000	30W 35W 40W	125 lm/W	80	120 to 277Vac 60Hz	110	3500K 4000K 5000K	>0.9	50,000 hrs	-4°F ~ 104°F

PART NUMBER ORDERING SUMMARY

MTF22-30-35-40W-3CCT



MTF22-30-35-40W-3CCT



2' X 2' LED Troffer Fixture with Wattage and CCT Selector

Project Name:	Order Number:	Prepare by:	Note:	Date:	Type:

3 CCT

- Select color temperature from 3500K natural white, 4000K cool white, or 5000K daylight for your environment.

3 ADJUSTABLE INPUT WATTAGE

- Wattage can be switch to 30W, 35W and 40W to save energy cost.

CONSTRUCTION

- Unit includes metal housing, LED array, lens and mounting hooks

OPTICS

- High quality PC lens.
- Efficiency LED array.
- Diffuse for uniform illumination.
- CRI 80

DRIVER

- 120-277V universal input voltage.
- 0-10V smooth flicker free dimmable.

MOUNTING

- Designed for mounting directly on the drop ceiling

LISTING

- DLC listed.
- UL certified.
- EMI/RFI emissions per FCC 47CFR Part 15B.
- RoHS compliant, contains no mercury or lead.
- Suitable for damp locations.

WARRANTY

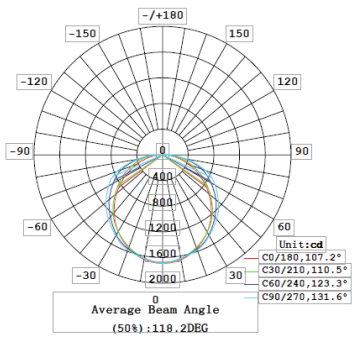
5 years manufacturer warranty, consult www.mwledlighting.com for more details.

* Terms and conditions may apply.

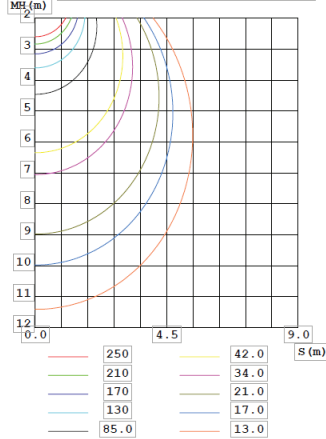
*5 years limited LED luminaire warranty to the original purchaser that the luminaire shall be free from defects in materials and workmanship from date of shipment, when under properly installed at normal conditions of use. The warranty may not cover physical damage or abuse under certain conditions.

PHOTOMETRY

Luminous Intensity Distribution Diagram



Co Plane Isolux Diagram (Unit: lx)



ACCESSORIES (SOLD SEPARATELY)



MHV-8W-EM

- Input Voltage 120-277V
- 8W Output
- Output Voltage 150-200Vdc



MHV-25W-EM

- Input Voltage 120-347V
- 25W Output
- Output Voltage ≤ 175Vdc

MOUNTING (SOLD SEPARATELY)



Surface Mount Kit



Flange Kit

OCCUPANCY SENSORS (SOLD SEPARATELY)



MBRI819-B-O

120-277v On/off Passive Infrared Occupancy Sensor



MBRI819-B-D

Bi-level passive infrared Occupancy sensor

