

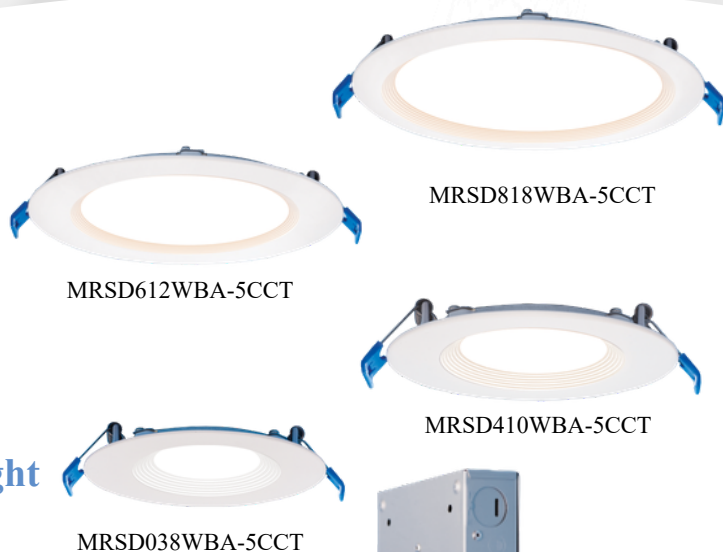
# MRSD Series - Baffle Trim

## 3"/4"/6"/8" Round Baffle Color Selectable Can-less Downlight



### Round Baffle Can-less Downlight

This **baffle trim Can-less downlight** is available in 3", 4", 6", and 8" sizes with **5CCT selectable color temperature**, offering improved visual comfort with reduced glare. Designed for residential and light commercial applications, it provides soft, controlled illumination ideal for **living rooms, bedrooms, kitchens, hallways, offices, and multi-family spaces.**



### Key Features — Round Baffle Can-less Downlight

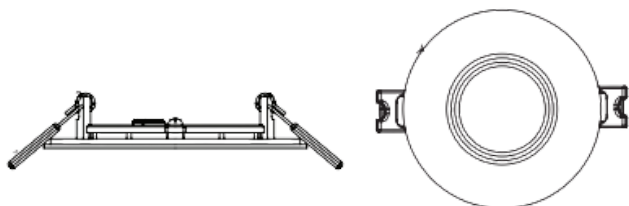
- Sizes: 3", 4", 6", 8" round baffle trim
- 5CCT selectable (2700K–5000K)
- Voltage options: 120V or 120–347V
- TRIAC (120V) or 0–10V (120–347V) dimming
- CRI 90+ for high-quality color rendering
- Baffle design for reduced glare



	MRSD038WBA	MRSD410WBA	MRSD612WBA	MRSD818WBA
<b>Color Temp.</b>	5CCT	5CCT	5CCT	5CCT
<b>Wattage</b>	6W	8W	11W	18W
<b>Lumens</b>	500LM	660LM	902LM	1500LM
<b>Voltage</b>	120V	120V OR 120-347V	120V/120-347V	120V/120-347V
<b>Dimming</b>	TRIAC	TRIAC OR 0–10V	TRIAC OR 0–10V	TRIAC OR 0–10V
<b>CRI</b>	90+	90+	90+	90+



### Dimension



Item Number	A(Diameter)	B(Hight)	Hole Size
MRSD038WBA	3.4"	1.25"	3.25"
MRSD410WBA	4.7"	1.25"	4.25"
MRSD612WBA	6.7"	1.25"	6.3"
MRSD818WBA	8.6"	1.25"	8.3"



# MRSD Series - Baffle Trim

## 3"/4"/6"/8" Round Baffle Color Selectable Can-less Downlight



### Technical Summary

Item Number	Description	Wattage	Lumens	Color Temp.	Voltage	CRI	Dimming
MRSD038WBA-5CCT	3" Can-less Baffle	6W	500LM	27K/30K/35K/40K/50K	120V	90+	TRIAC
MRSD410WBA-5CCT	4" Can-less Baffle	8W	660LM	27K/30K/35K/40K/50K	120V	90+	TRIAC
MRSD612WBA-5CCT	6" Can-less Baffle	11W	902LM	27K/30K/35K/40K/50K	120V	90+	TRIAC
MRSD818WBA-5CCT	8" Can-less Baffle	18W	1500LM	27K/30K/35K/40K/50K	120V	90+	TRIAC
MRSD410WBA-5CCT-347V	4" Can-less Baffle	10W	650LM	27K/30K/35K/40K/50K	120-347V	90+	0-10V
MRSD612WBA-5CCT-347V	6" Can-less Baffle	12W	900LM	27K/30K/35K/40K/50K	120-347V	90+	0-10V
MRSD818WBA-5CCT-347V	8" Can-less Baffle	18W	1500LM	27K/30K/35K/40K/50K	120-347V	90+	0-10V

### Construction

- Durable aluminum housing with baffle trim design to reduce glare and enhance visual comfort
- Compact can-less structure with remote junction box for flexible installation
- High-quality finish for a clean and modern look

### Optics

- 5 selectable color temperatures (2700K–5000K)
- CRI 90+ for accurate and vibrant color rendering
- Baffle design minimizes glare and improves light control
- Uniform, soft light distribution

### Driver

- High-efficiency LED driver
- 120V models support TRIAC dimming
- 120–347V models support 0–10V dimming
- Flicker-free performance with stable output

### Mount

- Can-less recessed installation with spring clips for secure, tool-free mounting
- Suitable for new construction and remodel applications
- Compatible with optional mounting accessories:
  - Mounting Plate for 4"/6"/8" (MRSDMP-468)
  - Mounting Plate with Junction Box for 2"/3"/4"/6"/8" (RBMP-2468-JB)
  - Mounting Plate for 2"/3"/4"/5"/6" (MRSDMP-23456)
- Wet location rated, suitable for bathrooms and covered outdoor ceilings

### Dimmer Compatibility

Compatible with most standard TRIAC (forward phase) dimmers, supporting dimming down to 10%; see recommended dimmer list for tested models.

#### Lutron:

- DVCL-153PR
- MACL-153MLH-WH
- P-PKG1V-WH-R
- STCL-153MH-WH

#### Leviton:

- R11-DSL06-1TW
- R00-RNL06-0TV
- R68-06674-P0T
- R02-D26HD-1RW

#### Legrand:

- RHCL453PNICCV4




# MRSD Series - Baffle Trim Order Sheet

Project Name:	
Prepare By:	
Date:	
Contact/Phone:	

## Accessories (SOLD SEPARATELY)


Mounting plate for 4"/6"/8" can-less downlight



Mounting plate for 2"/3"/4"/5"/6" can-less downlight



Mounting Plate With Junction Box  
2"/3"/4"/6"/8"



25W Emergency Driver



3/10 Ft Extension Cord



Item Number	Description
MRSD038WBA-5CCT	3" Can-less Baffle
MRSD410WBA-5CCT	4" Can-less Baffle
MRSD612WBA-5CCT	6" Can-less Baffle
MRSD818WBA-5CCT	8" Can-less Baffle
MRSD410WBA-5CCT-347V	4" Can-less Baffle
MRSD612WBA-5CCT-347V	6" Can-less Baffle
MRSD818WBA-5CCT-347V	8" Can-less Baffle

## Accessories (SOLD SEPARATELY)

Item Number	Description
RBMP-2468-JB	Mounting Plate With Junction Box 2"/3"/4"/6"/8"
MRSDMP-468	Mounting plate for 4"/6"/8" can-less downlight
MRSDMP-23456	Mounting plate for 2"/3"/4"/5"/6" Can-less downlight
MHV-25W-EM-110V	25W Emergency Driver
M3FTCABLE	3 Ft Extension Cord for Can-less Downlight
M10FTCABLE	10 Ft Extension Cord for Can-less Downlight