

MSSD Series - Flat Trim

3"/4"/6"/8" Square Flat Color Selectable Can-less Downlight



Square Flat Can-less Downlight

This **flat trim** Can-less downlight is available in **3", 4", 6", and 8"** sizes with **5CCT selectable color temperature**, offering a clean, low-profile appearance for modern spaces. Designed for residential and light commercial applications, it delivers uniform, glare-free illumination ideal for **kitchens, living rooms, bedrooms, hallways, offices, and multi-family projects**.



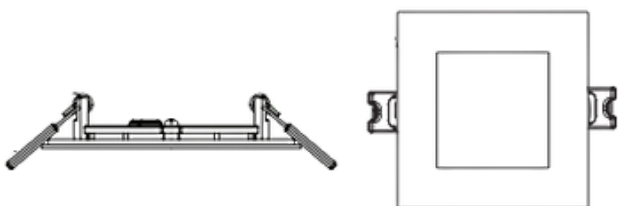
Key Features — Square Flat Can-less Downlight

- Sizes: 3", 4", 6", 8" square flat trim
- 5CCT selectable (2700K–5000K)
- Voltage options: 120V or 120–347V
- TRIAC (120V) or 0–10V (120–347V) dimming
- CRI 90+ for high-quality color rendering
- Slim, low-profile flat design

	MSSD038W	MSSD410W	MSSD615W	MSSD818W
Color Temp.	5CCT	5CCT	5CCT	5CCT
Wattage	8W	8W	11W	18W
Lumens	500LM	660LM	902LM	1500LM
Voltage	120V	120V OR 120-347V	120V/120-347V	120V/120-347V
Dimming	TRIAC	TRIAC OR 0–10V	TRIAC OR 0–10V	TRIAC OR 0–10V
CRI	90+	90+	90+	90+



Dimension



Item Number	A(Diameter)	B(Hight)	Hole Size
MSSD038W	3.4"	1.05"	3.25"
MSSD410W	4.7"	1.05"	4.25"
MSSD615W	6.7"	1.05"	6.3"
MSSD818W	8.6"	1.05"	8.3"



MSSD Series - Flat Trim

3"/4"/6"/8" Square Flat Color Selectable Can-less Downlight



Technical Summary

Item Number	Description	Wattage	Lumens	Color Temp.	Voltage	CRI	Dimming
MSSD038W-5CCT	3" Can-less Flat	8W	500LM	27K/30K/35K/40K/50K	120V	90+	TRIAC
MSSD410W-5CCT	4" Can-less Flat	8W	660LM	27K/30K/35K/40K/50K	120V	90+	TRIAC
MSSD615W-5CCT	6" Can-less Flat	11W	902LM	27K/30K/35K/40K/50K	120V	90+	TRIAC
MSSD818W-5CCT	8" Can-less Flat	18W	1500LM	27K/30K/35K/40K/50K	120V	90+	TRIAC
MSSD410W-5CCT-347V	4" Can-less Flat	10W	650LM	27K/30K/35K/40K/50K	120-347V	90+	0-10V
MSSD612W-5CCT-347V	6" Can-less Flat	12W	900LM	27K/30K/35K/40K/50K	120-347V	90+	0-10V
MSSD818W-5CCT-347V	8" Can-less Flat	18W	1500LM	27K/30K/35K/40K/50K	120-347V	90+	0-10V

Construction

- Durable aluminum housing with square flat trim design for a clean and modern finish
- Compact can-less structure with remote junction box for flexible installation
- Lightweight design for easy handling and installation

Optics

- 5 selectable color temperatures (2700K–5000K)
- CRI 90+ for accurate color rendering
- Wide, even light distribution with low glare output
- High-transmittance lens for consistent illumination

Dimmer Compatibility

Compatible with most standard TRIAC (forward phase) dimmers, supporting dimming down to 10%; see recommended dimmer list for tested models.

Lutron:

- DVCL-153PR
- MACL-153MLH-WH
- P-PKG1V-WH-R
- STCL-153MH-WH

Leviton:

- R11-DSL06-1TW
- R00-RNL06-0TV
- R68-06674-P0T
- R02-D26HD-1RW

Legrand:

- RHCL453PNICCV4

Driver

- High-efficiency LED driver
- 120V models support TRIAC dimming
- 120–347V models support 0–10V dimming
- Flicker-free performance with stable output

Mount

- Can-less recessed installation with spring clips for secure, tool-free mounting
- Suitable for new construction and remodel applications
- Compatible with optional mounting accessories:
 - Mounting Plate for 4"/6"/8" (MRSDMP-468)
 - Mounting Plate with Junction Box for 2"/3"/4"/6"/8" (RBMP-2468-JB)
 - Mounting Plate for 2"/3"/4"/5"/6" (MRSDMP-23456)
- Wet location rated, suitable for bathrooms and covered outdoor ceilings




MSSD Series - Flat Trim Order Sheet

Project Name:	
Prepare By:	
Date:	
Contact/Phone:	

Accessories (SOLD SEPARATELY)


Mounting plate for 4"/6"/8" can-less downlight



Mounting plate for 2"/3"/4"/5"/6" can-less downlight



Mounting Plate With Junction Box
2"/3"/4"/6"/8"



25W Emergency Driver



3/10 Ft Extension Cord



Item Number	Description
MSSD038W-5CCT	3" Can-less Flat
MSSD410W-5CCT	4" Can-less Flat
MSSD615W-5CCT	6" Can-less Flat
MSSD818W-5CCT	8" Can-less Flat
MSSD410W-5CCT-347V	4" Can-less Flat
MSSD612W-5CCT-347V	6" Can-less Flat
MSSD818W-5CCT-347V	8" Can-less Flat

Accessories (SOLD SEPARATELY)

Item Number	Description
RBMP-2468-JB	Mounting Plate With Junction Box 2"/3"/4"/6"/8"
MRSDMP-468	Mounting plate for 4"/6"/8" can-less downlight
MRSDMP-23456	Mounting plate for 2"/3"/4"/5"/6" Can-less downlight
MHV-25W-EM-110V	25W Emergency Driver
M3FTCABLE	3 Ft Extension Cord for Can-less Downlight
M10FTCABLE	10 Ft Extension Cord for Can-less Downlight