

MWVL Series



2'/3' LED Vanity Bath Light Fixture


Project Name:	Order Number:	Prepare by:	Note:	Date:	Type:

This MW Lighting **MWVL** LED vanity bath light offers a modern and streamlined look for your living space. It's designed to be mounted Horizontally or vertically easily. With the powder coated painted die-formed cold-rolled steel frame and high transmission white acrylic lens, this energy-efficient product will illuminate your home for a very long period.

Perfect use for residential housings, condominiums, hotel and hospitality industry.



DIMENSION



MODEL#	MWVL2FT28W	MWVL3FT36W
L	24.8"	36.69"
W	4.11"	5.25"
H	5"	5.12"



- Select color temperature from
- 3500K **NATURAL WHITE**
 - 4000K **COOL WHITE**
 - 5000K **DAYLIGHT**

TECHNICAL SUMMARY

MODEL #	LUMENS	WATTS	EFFICACY	CRI	VOLTAGE	BEAM °	CCT	PF	LIFE	OPERATING TEMP.
MWVL2FT-25W-30K	1750	25W	70 lm/W	80	120V, 60 Hz	104°	30/40/50K	>0.9	50,000 hrs	-4°F ~ 104°F
MWVL3FT-36W-30K	3060	36W	85 lm/W				3000K			

PART NUMBER ORDERING SUMMARY

MW VL 3FT 36W 30K

MW
MW Lighting

VL
Vanity Light

2FT/3FT
2'/3'

28W/36W
Wattage

30K
3000K



2/3' LED Vanity Bath Light Fixture

Project Name:	Order Number:	Prepare by:	Note:	Date:	Type:

CONSTRUCTION

- Unit includes steel frame, LED array, heat sink, lens
- Die-formed cold-rolled steel with powder coated paint

OPTICS

- High transmission white acrylic lens with satin nickel trim
- Efficiency LED array
- Diffuse for uniform illumination

DRIVER

- 120V 60Hz input voltage
- Smooth flicker free deep dimming

MOUNTING

- Surface mount on junction box

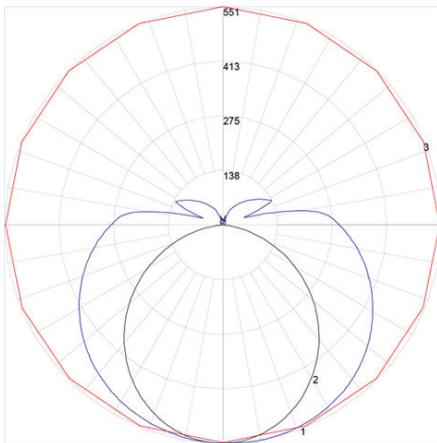
LISTING

UL Listed, Energy Star Listed, Suitable for Wet Locations, Title 24 JA8-2022, RoHS

WARRANTY

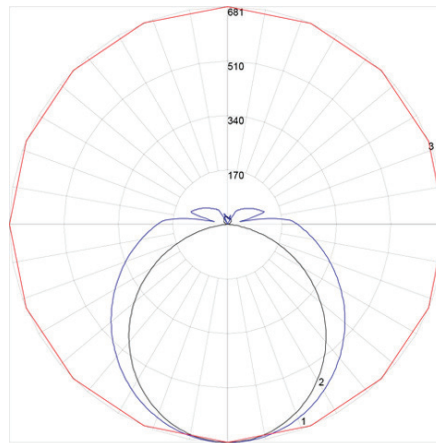
5 years manufacturer warranty, consult factory for more details. Terms and conditions may apply.

PHOTOMETRY



Maximum Candela = 550.95 Located At Horizontal Angle = 90, Vertical Angle = 5
 # 1 - Vertical Plane Through Horizontal Angles (90 - 270) (Through Max. Cd.)
 # 2 - Vertical Plane Through Horizontal Angles (0 - 180)
 # 3 - Horizontal Cone Through Vertical Angle (5) (Through Max. Cd.)

MWVL2FT28W30K



Maximum Candela = 680.53 Located At Horizontal Angle = 315, Vertical Angle = 1
 # 1 - Vertical Plane Through Horizontal Angles (315 - 135) (Through Max. Cd.)
 # 2 - Vertical Plane Through Horizontal Angles (0 - 180)
 # 3 - Horizontal Cone Through Vertical Angle (1) (Through Max. Cd.)

MWVL3FT36W30K

RECOMMENDED DIMMERS

LUTRON

- TGCL-153PH-WH
- DVCL-153PR
- P-PKG1W-WH-R
- CTCL-153PDH-WH

LEVITON

- R00-RNL06-TW
- R50-IPL06-10M