

MGD-TNW Series



4"/6" Swivel Gimbal Can-less Recessed Downlight with 5CCT Selector

Project Name:	Order Number:	Prepare by:	Note:	Date:	Type:

SWIVEL GIMBAL CAN-LESS

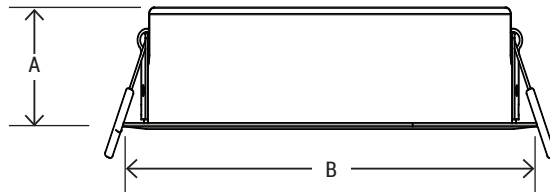
The **MGD-TNW Series** Swivel Canless downlight is integrated all-in-one recessed lights are the homeowners dream; perfect for value added lighting upgrades to enhance the look of your interior with the highest quality LEDs. With a low profile junction box and push and click quick connects, these lights are very easy to use. The fixture sits flush in the ceiling without a decorative trim allowing you to create trendy pockets of light while the swivel gimbal lets you highlight certain areas of your room such as artwork, sculptures and more. These recessed down lights are also designed for use in new construction, remodel and retrofit installation without needing a housing or j-box.

Perfect use for residential housings, condominiums, the healthcare facility, shopping centers and hospitality industry.



- Select color temperature from
- 2700K **WARM WHITE**
 - 3000K **SOFT WHITE**
 - 3500K **NATURAL WHITE**
 - 4000K **COOL WHITE**
 - 5000K **DAYLIGHT**

DIMENSION



MODEL#	MGD049W-TNW-5CCT	MGD612W-TNW-5CCT
A	1.5"	1.5"
B	5"	7.17"

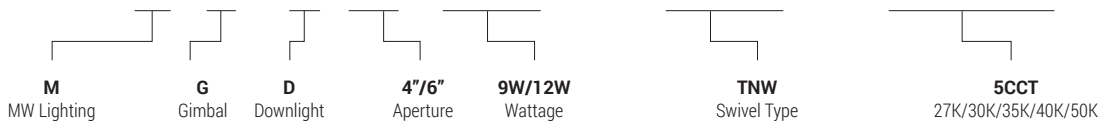
Energy Star® and ETL certified. It can be used to comply with Title-24 and JA8 high efficacy light source requirements.

TECHNICAL SUMMARY

MODEL #	LUMENS	WATTS	EFFICACY	CRI	VOLTAGE	BEAM °	CCT	PF	LIFE	OPERATING TEMP.
MGD049W-TNW-5CCT-347V	540	9W	60 lm/W	90	120V, 60 Hz	60°	2700K/ 3000K/ 3500K/ 4000K/ 5000K	>0.9	50,000 hrs	-5°F ~ 104°F
MGD612W-TNW-5CCT-347V	800	12W	66 lm/W							

PART NUMBER ORDERING SUMMARY

M G D 6 12W - TNW - 5CCT



MGD-TNW Series



4"/6" Swivel Gimbal Can-less Recessed Downlight with 5CCT Selector

Project Name:	Order Number:	Prepare by:	Note:	Date:	Type:

CONSTRUCTION

Unit includes spinning metal housing, LED array, heat sink, lens, and foam gasket with deep baffle white ring. Tilt up to 20°.

OPTICS

- High quality PC lens
- Efficiency LED array
- Diffuse for uniform illumination

DRIVER

- High efficiency integral 120V-347V 60Hz constant current dimmable driver.
- Smooth flicker free deep dimming to 10%

MOUNTING

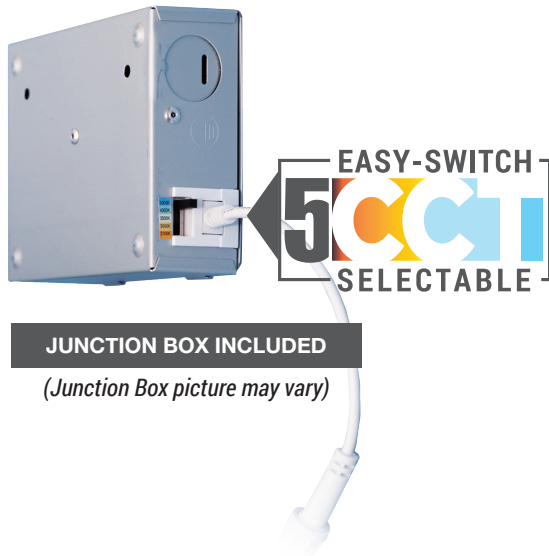
- Can-less design, no can housing needed for the installation
- Pre-installed surface mounting bracket adapter
- Junction box included
- Ceiling mount, directly mount on drywall

LISTING

ETL Listed, Energy Star Listed, Suitable for Wet Locations, Title 24 JA8-2022, RoHS, Air-Tite Certified

WARRANTY

5 years manufacturer warranty, consult factory for more details. Terms and conditions may apply.



RECOMMENDED DIMMERS

LUTRON

- TGCL-153PH-WH
- DVCL-153PR
- P-PKG1W-WH-R
- CTCL-153PDH-WH

LEVITON

- R00-RNL06-TW
- R50-IPL06-10M

COMPATIBLE PRODUCTS (SOLD SEPARATELY)



MRSDMP-346

Mounting plate for 3"/4"/6" can-less downlight



MRSDMP-468

Mounting plate for 4"/6"/8" can-less downlight



M3FTCABLE M10FTCABLE

3ft/ 10ft Extension cord for can-less downlight