

MRFM Series

Round Slim Surface Mount With EM

Project Name:	Order Number:	Prepare by:	Note:	Date:	Type:

DESCRIPTION

Recessed lighting and bigger flush mounts are commonly being replaced by these edge-lit flush mounts in order to maintain ceiling height. The wide illumination is ideal for lighting corridors and other small areas, and it mounts over junction boxes of conventional size. Smaller sizes are also treated with a moist location for outdoor use, and they come in a variety of sizes.



Select color temperature from

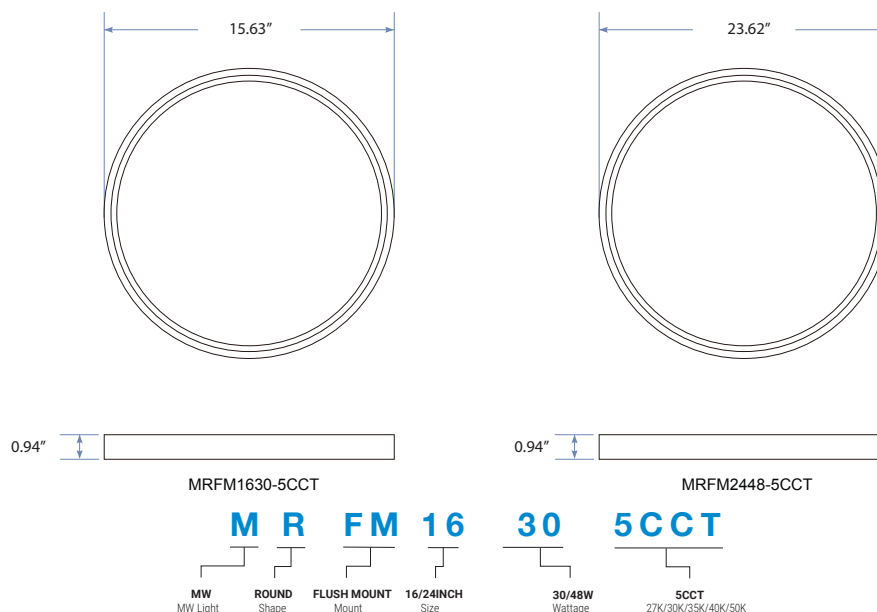
- 2700K WARM WHITE
- 3000K SOFT WHITE
- 3500K NATURAL WHITE
- 4000K COOL WHITE
- 5000K DAYLIGHT



Product Information

Model No.	Product Name	Lumens	Watts	Efficacy	CRI	VOLTAGE	DIMMING	CCT	LIFE	OPERATING TEMP.
MRFM1630-5CCT	16" round slim Surface mount	1950	30W	65lm/w	80+	120V	TRIAC	5CCT	>50,000hrs	-4°F ~ 104°F
MRFM2448-5CCT	24" round slim Surface mount	3360	48W	70lm/w	80+	120V	TRIAC	5CCT	>50,000hrs	-4°F ~ 104°F

DIMENSIONS

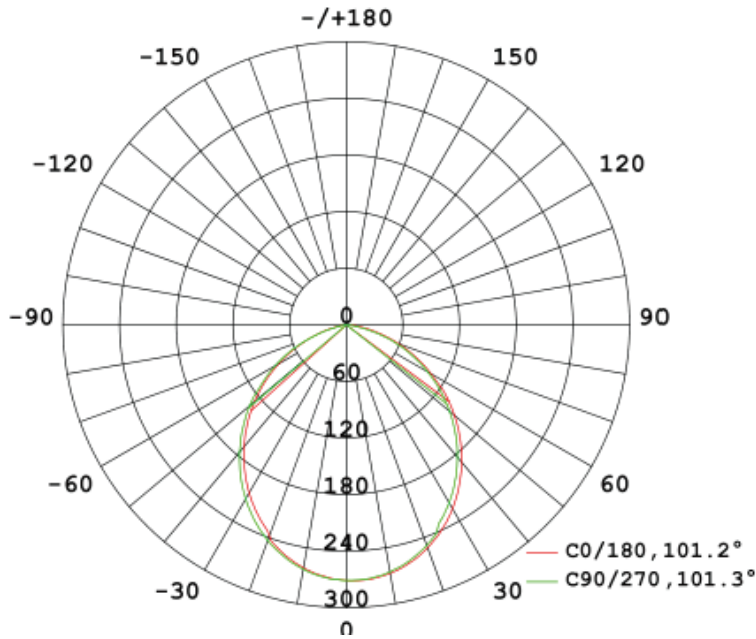


MRFM Series

Round Slim Surface Mount With EM

Project Name:	Order Number:	Prepare by:	Note:	Date:	Type:

PHOTOMETRY



1m	96.55, 271.11lx	243.36cm
2m	24.14, 67.77lx	486.72cm
3m	10.73, 30.12lx	730.08cm
4m	6.034, 16.94lx	973.44cm
5m	3.862, 10.84lx	1216.80cm

TECHNICAL SUMMARY

CONSTRUCTION

Unit includes die-cast metal housing, LED array, heat sink, lens, and metal trim with white, brush nickel and bronze finish.

OPTICS

- High quality PC lens
- Efficiency LED array
- Diffuse for uniform illumination

DRIVER

- High efficiency integral 120V 60Hz constant current dimmable driver.
- Smooth flicker free deep dimming to 10%

MOUNTING

- Surface mount on junction box.
- Surface mounting bracket included.

LISTING

ETL Listed, Energy Star Listed, Suitable for Wet Locations, Title 24 JA8-2022, RoHS, Air-Tite Certified

WARRANTY

5 years manufacturer warranty, consult factory for more details. Terms and conditions may apply.

RECOMMENDED DIMMERS

LUTRON

- TGCL-153PH-WH
- DVCL-153PR
- P-PKG1W-WH-R
- CTCL-153PDH-WH

LEVITON

- R00-RNL06-TW
- R50-IPL06-10M

MRFM Series


Round Slim Surface Mount With EM

Project Name:	Order Number:	Prepare by:	Note:	Date:	Type:

FEATURES

C: Suspending Intallation

A: Surface Mounted



B: Semi - Flush Mount

