

MRD Retrofit Black Series



4"/6" Black Baffle or Smooth Retrofit Downlight

Retrofit Downlight

The **MRD Black Series 4" or 6" Baffle or Smooth** Retrofit Downlight provides clean, efficient illumination for residential and light commercial interiors such as **living rooms, kitchens, hallways, offices, and retail spaces**. It retrofits easily into existing housings for a fast, modern lighting upgrade.



4" Baffle Retrofit Downlight



4" Smooth Retrofit Downlight



6" Baffle Retrofit Downlight



6" Smooth Retrofit Downlight

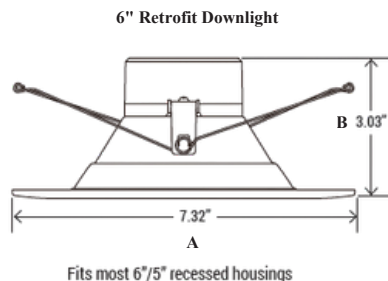
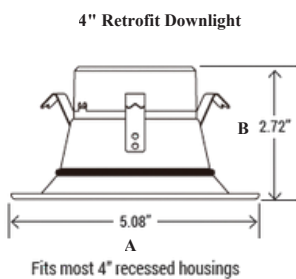
Key Features — Black Retrofit Downlight

- 5 selectable color temperatures
- 90+ CRI for accurate color rendering
- Fits standard 4" and 5"/6" recessed can housings
- E26 screw base adapter included
- Compatible with IC and Non-IC fixtures
- Smooth deep dimming down to 10%

Baffle/Smooth	4" Retrofit Downlight	6" Retrofit Downlight
Color Temp.	27K/30K/35K/40K/50K	27K/30K/35K/40K/50K
Wattage	10W	14W
Lumens	750LM	1100LM
Voltage	120V	120V
Dimming	TRIAC	TRIAC
CRI	90+	90+



Dimension



E26 Adapter Included

Item Number	A	B
4" Retrofit Downlight	5.08"	2.72"
6" Retrofit Downlight	7.32"	3.03"



MRD Retrofit Black Series



4"/6" Black Baffle or Smooth Retrofit Downlight

Technical Summary

Item Number	Description	Wattage	Lumens	Color Temp.	Voltage	Dimming	CRI
MRD410BA-5CCT	4" Retrofit Baffle Downlight	10W	750LM	27K/30K/35K/40K/50K	120V	TRIAC	90+
MRD614BA-5CCT	6" Retrofit Baffle Downlight	14W	1100LM	27K/30K/35K/40K/50K	120V	TRIAC	90+
MRD410SM-5CCT	4" Retrofit Smooth Downlight	10W	750LM	27K/30K/35K/40K/50K	120V	TRIAC	90+
MRD614SM-5CCT	6" Retrofit Smooth Downlight	14W	1100LM	27K/30K/35K/40K/50K	120V	TRIAC	90+

Construction

- Durable die-cast aluminum housing for heat dissipation and long-lasting performance
- Choice of Baffle or Smooth trim in a sleek white or black finish
- Lightweight, compact design for easy retrofit installation

Optics

- 5 selectable color temperatures (2700K–5000K)
- 90+ CRI for accurate color rendering
- Deep-set LED for reduced glare and uniform light distribution
- UV-resistant polycarbonate lens for durability and clarity

Dimmer Compatibility

Compatible with most standard TRIAC (forward phase) dimmers, supporting dimming down to 10%; see recommended dimmer list for tested models.

Lutron:

- DVCL-153PR
- MACL-153MLH-WH
- P-PKG1V-WH-R
- STCL-153MH-WH

Leviton:

- R11-DSL06-1TW
- R00-RNL06-0TV
- R68-06674-P0T
- R02-D26HD-1RW

Legrand:

- RHCL453PNICCV4

Driver

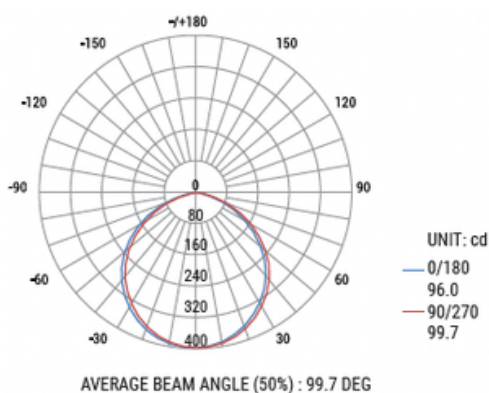
- High-efficiency LED driver, compatible with 120V line voltage
- Smooth dimming down to 10%
- Constant current design for stable performance and long life
- Compatible with IC and Non-IC housings

Mount

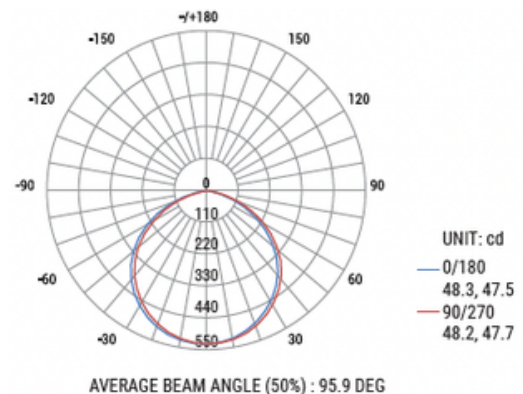
- Fits standard 4" and 6" recessed can housings
- Fits standard 4" and 6" fire rated recessed housings
- Fits 4" remodel housings and 6" remodel housings
- E26 screw base adapter included for easy retrofit
- Quick-install clips for secure, tool-free mounting
- Wet location rated, suitable for bathrooms and covered outdoor ceilings

Photometry

4" Black Retrofit Downlight



6" Black Retrofit Downlight




MRD Retrofit Black Series

Project Name:	
Prepare By:	
Date:	
Contact/Phone:	

Accessories (SOLD SEPARATELY)

IC-Type Shallow Housing Can For New Construction



M408-SH (4 inch Shallow Housing)



M608-SH (6 inch Shallow Housing)

IC-Type Shallow Housing Can For Remodeling



M408-SH-RM
(4 inch Shallow Housing Remodel)




M608-SH-RM
(6 inch Shallow Housing Remodel)

Fire Rated Recessed Housing



MF4 (4" Fire Resistant Junction Box)



MFR4-RH (4" Fire Resistant Recessed Housing)



MFR6-RH (6" Fire Resistant Recessed Housing)

Item Number	Description
MRD410BA-5CCT-BK	4" Retrofit Black Baffle Downlight
MRD614BA-5CCT-BK	6" Retrofit Black Baffle Downlight
MRD410SM-5CCT-BK	4" Retrofit Black Smooth Downlight
MRD614SM-5CCT-BK	6" Retrofit Black Smooth Downlight

Accessories (SOLD SEPARATELY)

Item Number	Description
M408-SH	4 inch Shallow Housing
M608-SH	6 inch Shallow Housing
M408-SH-RM	4 inch Shallow Housing Remodel
M608-SH-RM	6 inch Shallow Housing Remodel
MF4	4" Fire Resistant Junction Box
MFR4-RH	4" Fire Resistant Recessed Housing
MFR6-RH	6" Fire Resistant Recessed Housing