


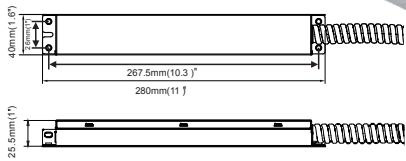
LED emergency driver

RBHV Series


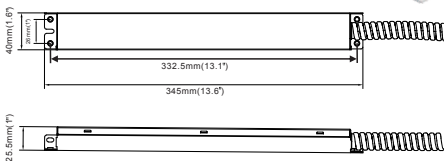
0...10V Dimming
Drive lamp's driver



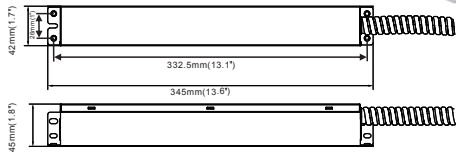
RBHV-8W-EM-180V



RBHV-18W-EM-170V



RBHV-32W-EM-190V



Applications

- UL Listed for damp locations.
- Suit for 10-300W lamp with 0-10v dimming function.
- Suit for 10-32W below lamp with or without 0-10v dimming function.
- DC120-190V Output.
- Initial functional self-check.
- Built-in high power AC relay to control normal led driver operation.
- Used with Lithium iron battery.
- Over-charging/discharging protection
- Rest mode
- >90 minutes emergency time.
- Ta:5..50 °C (41°F..122°F)
- Initial functional self-check
- IP20



Initial functional self-check

Emergency pack will make a initial functional self-check automatically and red light slow flash. Checking points as below:

- Compatibility with lamp
- Lamp starting current
- Lamp starting time
- Dimming starting voltage
- Dimming slope

After passing the test, emergency pack goes to operate normally and red light stable.

It will never start this test again afterward, unless it goes into rest mode or battery is disconnected.

Protections:

- Input over current protection.
- Output over voltage protection.
- Output under current protection.
- Output short circuit protection.

Ordering data

Model No.:	Rated Input	Rated Output	Battery pack	Dimension(L*W*H)	Emergency time
RBHV-8W-EM-170V	100-277Vac,50/60Hz	DC150-170V 8W	Li-ion	280×40×25.5mm	>90minutes
RBHV-18W-EM-170V	100-277Vac,50/60Hz	DC150-170V 18W	Li-ion	345×40×25.5mm	>90minutes
RBHV-32W-EM-190V	100-277Vac,50/60Hz	DC120-190V 32W	Li-ion	345×42×45mm	>90minutes

Technical data

Item	RBHV-8W-EM-170V	RBHV-18W-EM-170V	RBHV-32W-EM-190V
Rated input	100-277Vac, 50/60Hz, 5W max	100-277Vac, 50/60Hz, 5W max	100-277Vac, 0/60Hz, 8W max
Input current	120mA max	120mA max	150mA max
Power factor	>0.5	>0.5	>0.5
Lin to Lout(Normal driver input)	AC 3A max	AC 3A max	AC 3A max
Battery pack voltage/capacity	Li-ion, 7.4V 2.6Ah, 19.2Wh	Li-ion, 14.8 V2.6Ah, 38.48Wh	Li-ion, 14.8V 5.2Ah, 76.96Wh
Output voltage(E.M mode)	DC150-170V, 8W	DC150-170V, 18W	DC120-190V, 32W
Output power(E.M mode)	8W	18W	32W
Startup capability/time	15W 500ms	36W 500ms	400W 500ms
Recharge time	≥24hours	≥24hours	≥36hours
Ta	5...50 C (41°F...122°F)	5...50 C (41°F...122°F)	5...50 C (41°F...122°F)
Suitable lamp power	6-80W	10-150W	10-300W
Lamp power that must be with 0-10V or 1-10V dimmer function	≥8W	≥18W	≥32W
Lamp power at 1V dimmer voltage(1W margin power)	≤7W	≤17W	≤31W

