

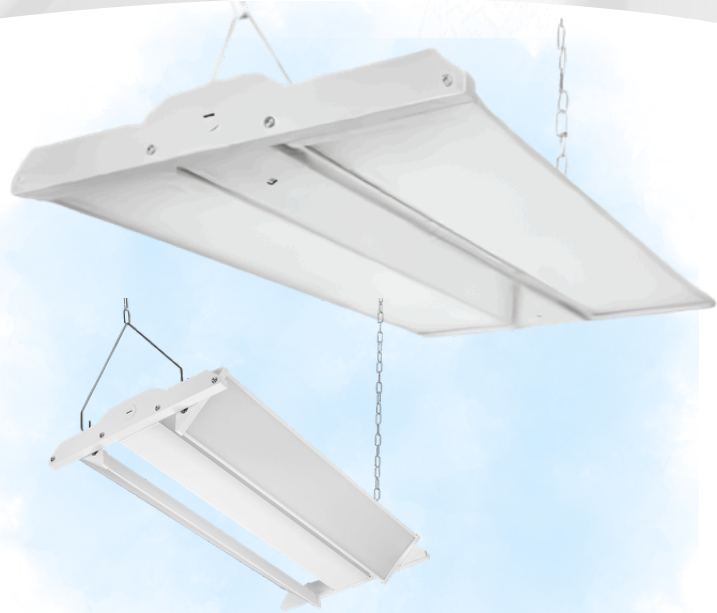
MHBAJ24-220W-50K



220W Adjustable Panel High Bay

Adjustable Panel High Bay

The **MHBAJ Series Adjustable Panel High Bay** is a high-performance industrial lighting solution designed for warehouses, factories, gymnasiums, and large commercial spaces. Featuring **adjustable dual-panel design**, it allows users to **tilt the lighting panels on both sides to direct light precisely where it is needed**. This improves lighting efficiency and coverage flexibility for high-ceiling applications. With high lumen output, durable construction, and **0–10V dimming**, it delivers reliable and energy-efficient performance for demanding environments. **Rated for high ambient temperatures up to 122°F, with low starting temperature capability down to -4°F**, ensuring stable operation in harsh conditions.



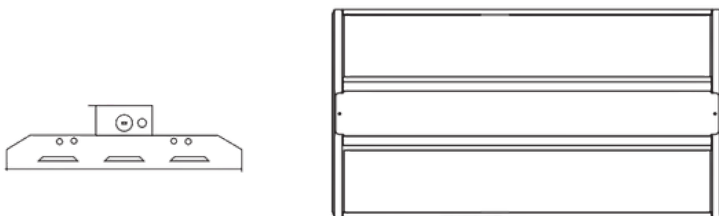
Key Features — Adjustable Panel High Bay

- Adjustable dual-panel design for directional lighting control
- Panels can be tilted on both sides for customized beam direction
- High-lumen output for industrial applications
- 5000K daylight color temperature
- 120° wide beam angle for uniform coverage
- 0–10V dimming compatible
- 120–277V wide voltage input
- CRI 80+ for consistent color rendering
- Durable aluminum housing for heat dissipation
- Suitable for warehouses, factories, gyms, and commercial spaces

	220W
Color Temp.	5000K
Wattage	220W
Lumens	29700LM
Voltage	120-277V
Dimming	0-10V
CRI	80+



Dimension



Item	Length X Width X Height
220W	25.8" X 14.4" X 1.9"



MHBAJ24-220W-50K



220W Adjustable Panel High Bay

Technical Summary

Item Number	Description	Wattage	Lumens	Color Temp.	Voltage	CRI	Dimming
MHBAJ24-220W-50K	220W Adjustable Panel High Bay	220W	29700LM	5000K	120-277V	80+	0-10V

Construction

- Heavy-duty aluminum housing for superior thermal management
- Adjustable dual-panel structure for flexible light direction control
- Durable construction for industrial environments
- Designed for long-term reliability and stable performance

Driver

- Integrated high-performance LED driver
- 120–277V wide voltage input
- Supports 0–10V dimming
- Stable, flicker-free, and energy-efficient operation


Optics

- High-efficiency LED array for bright and uniform illumination
- Wide 120° beam distribution for large-area lighting
- Fixed 5000K color temperature
- CRI 80+ for reliable color rendering
- Low-glare illumination for commercial and industrial applications

Mount

- Suitable for suspended high bay installations
- Designed for warehouses and industrial facilities
- Secure mounting system for high-ceiling environments
- Ideal for commercial and large open-area applications


Box Included



Hook and Chain

Accessories (SOLD SEPARATELY)

Emergency Backup 8W/18W/32W



Motion Sensor





MHBAJ24-220W-50K

220W Adjustable Panel High Bay

Project Name:	
Prepare By:	
Date:	
Contact/Phone:	

	Item Number	Description
	MHBAJ24-220W-50K	220W Adjustable Panel High Bay

Accessories (SOLD SEPARATELY)

	Item Number	Description
	RBHV-8W-EM-170V	8W With 170V Output
	RBHV-18W-EM-170V	18W with 170V Output
	RBHV-32W-EM-170V	32W with 170V Output
	ANT-6-4T	12-24V plug in PIR Sensor

