

MRFM Series (With Night Light)




7"/12" Surface Mount With Night Light

Surface Mount With Night Light

The **MRFM Series Surface Mount Fixture** features an integrated **3W rear night light**, combining main lighting and soft ambient illumination in one design.

Available in **7" and 12" sizes**, it provides a modern, low-profile lighting solution for residential and light commercial applications. Designed for **direct ceiling surface installation without recessed cutting**, it offers an easy retrofit solution with added **nighttime visibility for bedrooms, hallways, living rooms, corridors, and stairwells**.



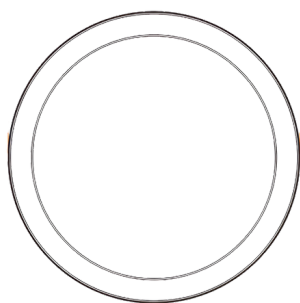
Key Features — Surface Mount With Night Light

- Dual lighting design: main light + 3W rear night light
- Available in 7" and 12" surface mount sizes
- Surface mount design – no recessed cutout required
- 5CCT selectable (2700K–5000K)
- TRIAC dimming compatible (120V)
- CRI 80+ for reliable color rendering
- Low-profile modern ceiling design

	MRFM-BL-715-5CCT	MRFM-BL-1227-5CCT
Color Temp.	5CCT	5CCT
Wattage	12W+3W(Night Light)	24W+3W(Night Light)
Lumens	1040LM	1500LM
Voltage	120V	120V
Dimming	TRIAC	TRIAC
CRI	80+	80+



Dimension



Item Number	A(Diameter)	B(Hight)
MRFM-BL-715-5CCT	7.48"	0.63" 0.2"(Night Light)
MRFM-BL-1227-5CCT	11.81"	0.63" 0.2"(Night Light)

Package Includes

- 1 × Fixture
- 2–3 × Mounting screws
- 2-3 × Nuts



MRFM Series (With Night Light)



7"/12" Surface Mount With Night Light

Technical Summary

Item Number	Description	Wattage	Lumens	Color Temp.	Voltage	CRI	Dimming
MRFM-BL-715-5CCT	7" Round Surface Mount with Night Light	12W+3W(Night Light)	1040LM	27/30/35/40/50K	120V	80+	TRIAC
MRFM-BL-1227-5CCT	12" Round Surface Mount with Night Light	24W+3W(Night Light)	1500LM	27/30/35/40/50K	120V	80+	TRIAC

Construction

- Durable aluminum housing for long-term performance and heat dissipation
- Low-profile surface mount structure for clean ceiling appearance
- Integrated rear night light module for soft ambient glow
- Designed for direct mounting on ceiling surface without cutting or recessed housing

Optics

- 5 selectable color temperatures (2700K–5000K)
- CRI 80+ for balanced and natural color rendering
- Frosted diffuser for soft, uniform light distribution
- Rear night light provides gentle ambient illumination for nighttime visibility

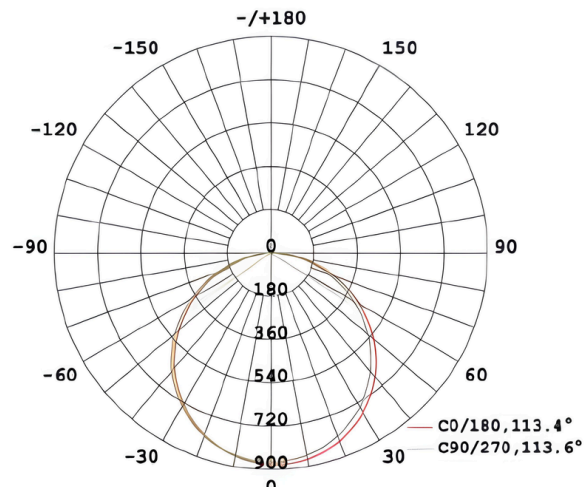
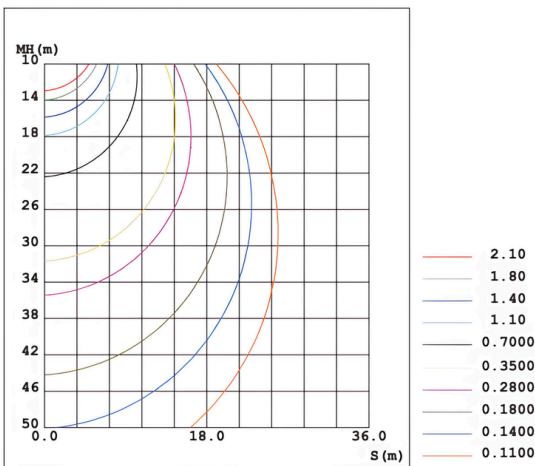
Driver

- Integrated high-efficiency LED driver
- 120V input voltage
- Supports TRIAC dimming for smooth brightness control
- Stable and flicker-free performance


Mount

- Surface mount installation directly on standard junction box
- No recessed cutout or housing required for installation
- Quick-install bracket system for fast and secure mounting
- Suitable for retrofit and new construction applications
- Designed for flush, low-profile ceiling installation

Photometry



MRFM Series (With Night Light)



MRFM Series (With Night Light)

Order Sheet

Project Name:	
Prepare By:	
Date:	
Contact/Phone:	

	Item Number	Description
	MRFM-BL-715-5CCT	7" Round Surface Mount with Night Light
	MRFM-BL-1227-5CCT	12" Round Surface Mount with Night Light